

Northwestern Ontario Sports Hall of Fame Sports Heritage Education Program

Lesson Ideas for Grades 5-6

Language Arts

Lesson: Writing a letter to a Sports Hall of Fame Inductee: Have students write a letter to a Northwestern Ontario Sports Hall of Fame Inductee.

Included: Table of various Sports Hall of Fame Inductees and letter template.

Lesson: Reflection paragraph: Have the students reflect on how the Olympics promote peace, unity, and friendship.

Included: Reflection template.

Lesson: "I Nominate...": Have the students pick a sports figure from northwestern Ontario to nominate into the Sports Hall of Fame.

Included: "I Nominate..." template.

Language Arts/Social Studies

Lesson: Research Assignment: Sports Hall of Fame Inductees: Have students research a Northwestern Ontario Sports Hall of Fame Inductee.

Included: Table of various Sports Hall of Fame Inductees.

Social Studies

Lesson: Label Map of Northwestern Ontario: Students will label a map of northwestern Ontario.

Included: Labeled northwestern Ontario map and blank northwestern Ontario map template.

Lesson: Research Assignment: Organizing Vancouver 2010 Olympics: Students will research how different levels of government and partners helped to organize the Vancouver 2010 Olympics.

Included: Poster of previous Olympics hosted by Canada.

Lesson: Vancouver 2010 Olympic Winter Games (National Flag): Students will research to find out which nations are competing at the Vancouver 2010 Olympics. The students can also locate the countries competing on a world map and glue the proper flag on the country.

Included: National Flags activity template and world map template.

Mathematics

Lesson: Math Attack*Ice Hockey: Students will calculate based on the top three medal standings in ice hockey, the total number of points each country has received from 1920-2006. Have the students plot their findings from the table onto the corresponding graph.

Included: Ice Hockey activity template, graph, and Answer Key.

Lesson: "Who is your favourite Canadian NHL/NHL team?": Have students conduct a survey to find out their classmates' favourite Canadian NHL and/or NHL teams. Have the students plot their findings from the table onto the corresponding graph.

Included: Canadian NHL/NHL team data sheets and graphs.

Computer Lesson

Lesson: Who am I?: Have the students go onto the Sports Hall of Fame website to follow prompts read by the teacher to discover which Northwestern Ontario Sports Hall of Fame Inductee the teacher is describing.

Included: Prompts describing 6 Sports Hall of Fame Inductees (answers provided).

Physical Education

Lesson: "Olympic Torch Relay": Create your own Olympic Torch Relay in the school gymnasium or school yard. Make an Olympic torch for the relay (See art lesson).

Included: A map and a list of cities participating in the Olympic Torch Relay route.

Lesson: Create your own Sport: Have students create their own new sport.

Art

Lesson: "Make your own Olympic Torch": Make an Olympic Torch for the upcoming Winter Olympics. This art lesson can be used for the Physical Education lesson (Olympic Torch Relay).

Included: Poster of the Vancouver 2010 Olympic Torch.

Grade 5-6 Language Lesson

Writing a Letter to a Sports Hall of Fame Inductee

Learning Expectations:

- Make revisions to improve the content, clarity, and interest of their written work.
- Produce a revised draft piece of writing to meet identified criteria based on the expectations related to the content, organization, style, and use of conventions.

Included:

- Table of various Sports Hall of Fame Inductees.
- Letter template.

Activity:

- Write a letter to one of the Northwestern Ontario Sports Hall of Fame Inductees.

Steps to writing a letter:

1. Pick a person(s) you would like to write a letter to.
2. Brainstorm some of your ideas that you would like to include in your letter.
3. Write a rough draft of your letter.
4. Edit your rough draft.
5. Create a final draft of your letter.
6. Send your letter to the inductee.

A short list of some Sports Hall of Inductees is provided, but if students would like to conduct further research, the students can visit the Sports Hall of Fame or visit the Sports Hall of Fame website: http://www.nwosportshalloffame.com/inductees/inductee_grid.aspx

Letters can be sent to the Inductee in care of the Sports Hall of Fame.

This lesson can be either modified or adjusted depending on grade level

Inductees	Community	Sport	Year of Induction
Curt Harnett	Thunder Bay	Cycling	2002
Kathy Kangas	Thunder Bay	Parachutting	1989
Dennis Owchar	Thunder Bay	Hockey	2004
Nelson Pyatt	Thunder Bay	Hockey	1999
Linda Cairns	Thunder Bay	Swimming	1998
Benny Voit	Fort William	Hockey	1987
Alex Delvecchio	Fort William	Hockey	1982
Barb Hutcheon	Port Arthur	Figure Skating	1992
Winnie Harpell	Port Arthur	Tennis	1987
Pentti Lund	Port Arthur	Hockey	1984
Keith Christiansen	Fort Frances	Hockey	2006
Steve Collins	Thunder Bay	Ski Jumping	1994
Gerald Gannon	Port Arthur	Skiing	1984
Domenic Filane	Schreiber	Boxing	2004
Mary De Piero	Thunder Bay	Diving	2002
Janette Dowton	Thunder Bay	Running	2007
Tom Hainey	Atikokan	Swimming	1997
Frank Gartrell	Port Arthur	Skiing	1992
Larry Dunville	Fort William	Football	1993
Joe Tookenay	Nipigon	Hockey	1996
Kris Wirtz	Marathon	Figure Skating	2008
Sandra Greaves	Thunder Bay	Judo	2002
Charlie Simmer	Terrace Bay	Hockey	1994
Ron Schock	Terrace Bay	Hockey	1990
Terry Robinson	Dryden	Track and Field	2008
Wayne Muloin	Dryden	Hockey	1996
Tom Jones	Thunder Bay	Auto Racing	1988
Mike McEwen	Hornepayne	Hockey	1994
Suzanne Kwasny	Thunder Bay	Swimming/Rowing	1995
Monty Kerr	Red Rock	Curling	1994
Edgar Laprade	Port Arthur	Hockey	1982
June Shaw	Kenora	Curling	1989
Michael Smith	Kenora	Decathlon	1982
Noel Dunford	Kenora	Football	1993
Anne Saasto	Thunder Bay	Bowling	2006

[illegible]

From: _____

Grade 5-6 Language

Reflection Paragraph

Learning Expectations:

- Make revisions to improve the content, clarity, and interest of their written work.

Included:

- Reflection template.

Activity:

- Have students write a reflection paragraph on how they believe the Olympics promotes peace, unity, and friendship?

This image shows a blank sheet of white paper with horizontal ruling lines. The lines are evenly spaced and run across the width of the page. In the bottom right corner, there is a small graphic of the Olympic rings, which consists of five interlocking rings in blue, yellow, black, green, and red.



Grade 5-6 Language Lesson

“I Nominate...”

Learning Expectations:

- Make revisions to improve the content, clarity, and interest of their written work.

Included:

- “I Nominate...” template.

Lesson:

- Explain to the students that the Northwestern Ontario Sports Hall of Fame focuses on preserving the sports history of athletes from northwestern Ontario. The Sports Hall of Fame continues to grow and give back to the communities by preserving their sports heritage.
- Explain to the students the process of inducting a Athlete, Builder, and Team:
A ceremony or formal act by which a person is inducted, for example into office or a Hall of Fame.
- Every year, Athletes, Builders, and Teams are inducted into the Sports Hall of Fame at the Annual Induction Ceremony which celebrates their accomplishments in sports. Their names are then engraved onto a gold plaque and put on display at the Hall of Fame.

Activity:

- Have the students research a sports figure from northwestern Ontario that they wish could be inducted into the Sports Hall of Fame.

Please do not send this activity to the Sports Hall of Fame.

This is an in-class activity only.

Grade 5-6 Language/Social Studies Lesson

Research Assignment: Northwestern Ontario Sports Hall of Fame Inductee

Learning Expectations:

- Demonstrate understanding of a variety of texts by summarizing important ideas and citing supporting details.
- Gather information to support ideas for writing, using a variety of strategies and a range of print and electronic resources.
- Sort and classify ideas and information for their writing in a variety of ways.
- Draft and revise their writing, using a variety of informational, literary, and graphic forms and stylistic elements appropriate for the purpose and audience.

Included:

- Table of various Sports Hall of Fame inductees.

Activity:

Research one of the Northwestern Ontario Sports Hall of Fame Inductees.

Consider the following:

Name:

Date of Birth:

Place of Birth:

Sport(s) involved with:

Awards won:

With the information that has been gathered, have the students create a bulletin board and/or write up about the athlete they have researched. Make sure to include all information about the athlete, such as pictures and stats.

Following this lesson is a table with some of the Sports Hall of Fame inductees. For a complete list, come visit the Sports Hall of Fame or visit the Sports Hall of Fame website

www.nwosportshalloffame.com/inductees/inductee_grid.aspx

This lesson can be either modified or adjusted depending on grade level.

Inductees	Community	Sport	Year of Induction
Curt Harnett	Thunder Bay	Cycling	2002
Kathy Kangas	Thunder Bay	Parachutting	1989
Dennis Owchar	Thunder Bay	Hockey	2004
Nelson Pyatt	Thunder Bay	Hockey	1999
Linda Cairns	Thunder Bay	Swimming	1998
Benny Woit	Fort William	Hockey	1987
Alex Delvecchio	Fort William	Hockey	1982
Barb Hutcheon	Port Arthur	Figure Skating	1992
Winnie Harpell	Port Arthur	Tennis	1987
Pentti Lund	Port Arthur	Hockey	1984
Keith Christiansen	Fort Frances	Hockey	2006
Steve Collins	Thunder Bay	Ski Jumping	1994
Gerald Gannon	Port Arthur	Skiing	1984
Domenic Filane	Schreiber	Boxing	2004
Mary De Piero	Thunder Bay	Diving	2002
Janette Dowton	Thunder Bay	Running	2007
Tom Hainey	Atikokan	Swimming	1997
Frank Gartrell	Port Arthur	Skiing	1992
Larry Dunville	Fort William	Football	1993
Joe Tookenay	Nipigon	Hockey	1996
Kris Wirtz	Marathon	Figure Skating	2008
Sandra Greaves	Thunder Bay	Judo	2002
Charlie Simmer	Terrace Bay	Hockey	1994
Ron Schock	Terrace Bay	Hockey	1990
Terry Robinson	Dryden	Track and Field	2008
Wayne Muloin	Dryden	Hockey	1996
Tom Jones	Thunder Bay	Auto Racing	1988
Mike McEwen	Hornepayne	Hockey	1994
Suzanne Kwasny	Thunder Bay	Swimming/Rowing	1995
Monty Kerr	Red Rock	Curling	1994
Edgar Laprade	Port Arthur	Hockey	1982
June Shaw	Kenora	Curling	1989
Michael Smith	Kenora	Decathlon	1982
Noel Dunford	Kenora	Football	1993
Anne Saasto	Thunder Bay	Bowling	2006

Grade 5-6 Social Studies

Label Map of Northwestern Ontario

Learning Expectations:

- Locate on a map community boundaries and adjacent communities (towns, counties) within a region.

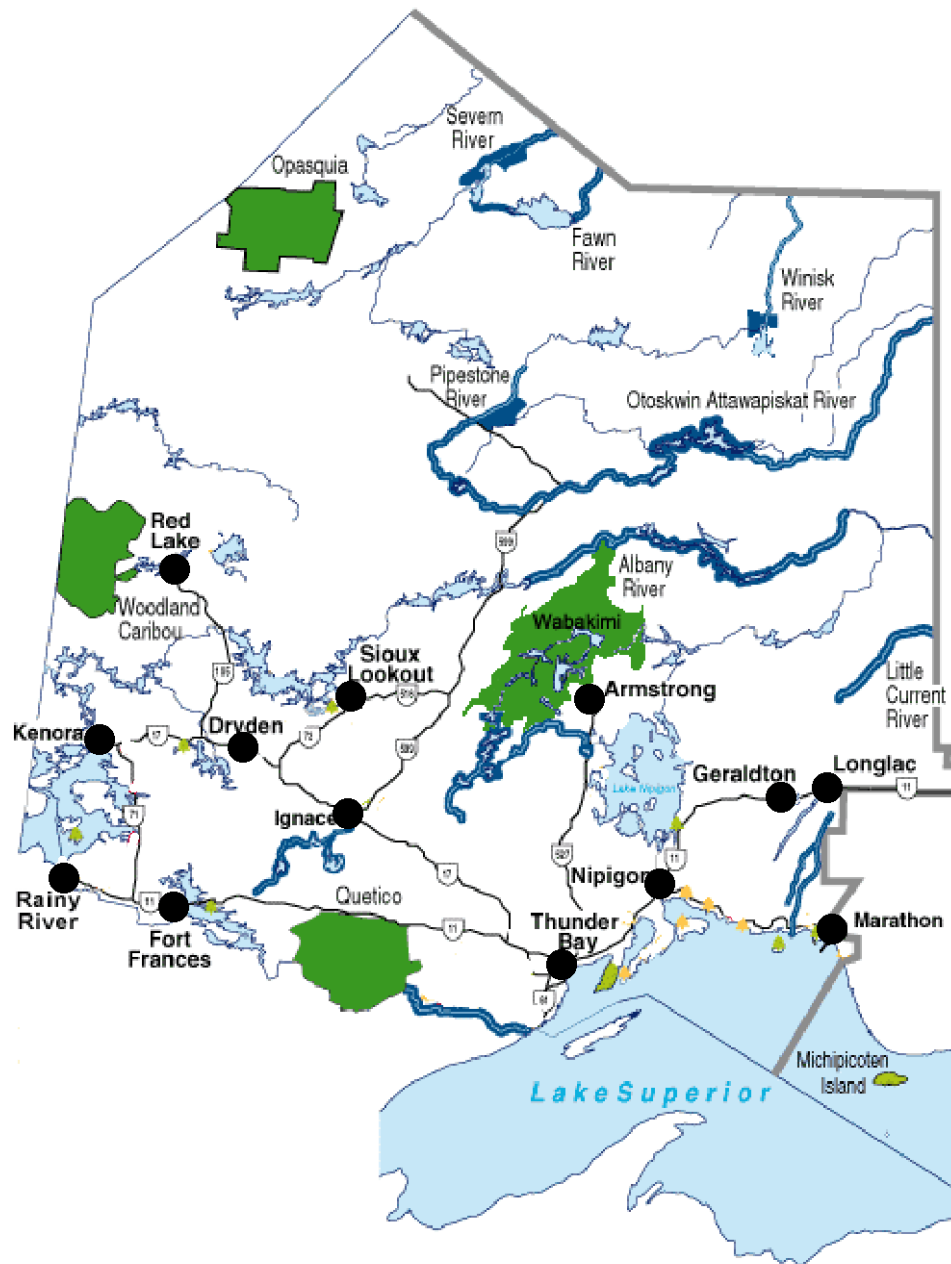
Included:

- Map of northwestern Ontario.
- Blank map of northwestern Ontario.

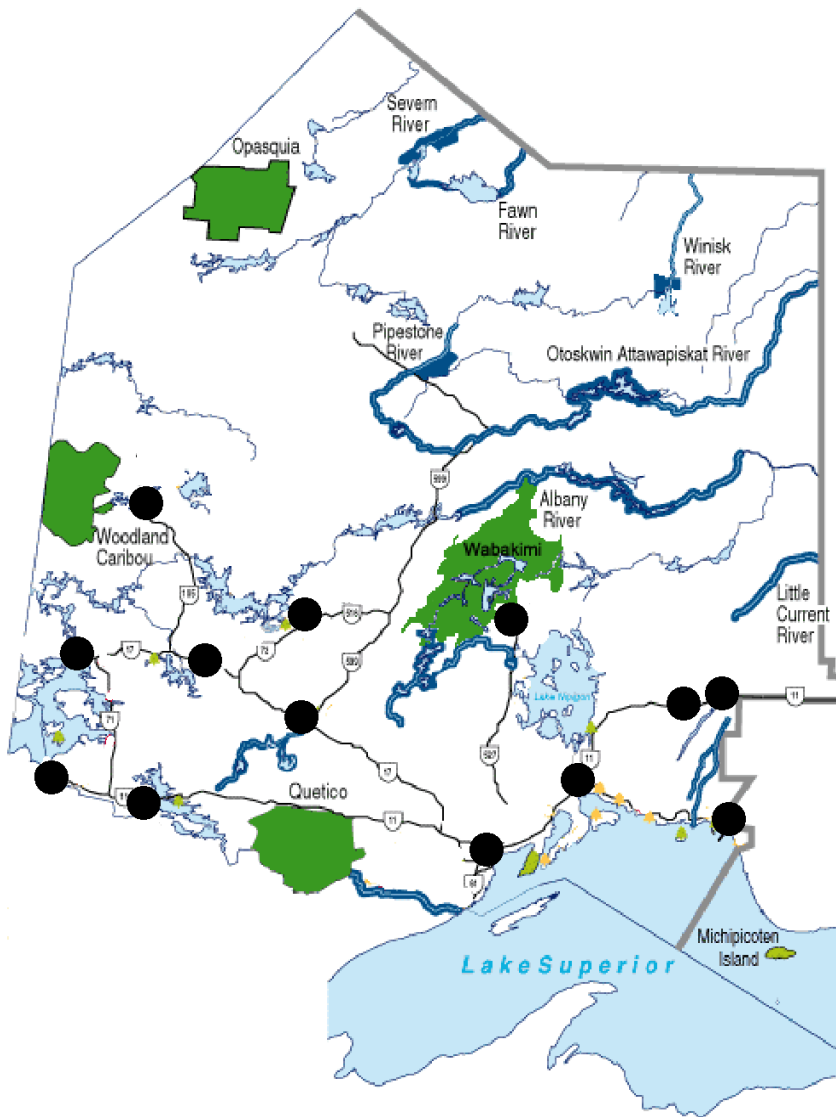
Activity:

- Make a transparency of the labeled map of northwestern Ontario. Have the students label the blank map of the cities that make up northwestern Ontario.
- Review with the students the cities that make up northwestern Ontario.

Northwestern Ontario



Northwestern Ontario



Label the following communities on the map.

- Sioux Lookout
- Geraldton
- Red Lake
- Dryden
- Kenora
- Thunder Bay
- Nipigon
- Armstrong
- Fort Frances
- Marathon
- Rainy River
- Ignace
- Longlac

Grade 5-6 Social Studies

Organizing the Vancouver 2010 Olympics

Learning Expectations:

- Research and report on concrete examples of how the levels of government work together to meet challenges or perform tasks (e.g. in responding to crises, in organizing Olympics).
- Describe some ways in which Canada has influenced other countries.

Included:

- Poster of previous Olympics hosted by Canada.

Activity:


Review with the students the past Olympics Canada has hosted.

Students will research in groups (2-4) how the levels of government and Canadian partners helped to organize the Vancouver 2010 Olympics and Paralympics.


- Have the students in their groups research their designated level of government (federal, provincial, territorial or municipal) or Canadian partners.
- The following link will help the students start researching their designated level of government: <http://www.craigmarlatt.com/canada/government/government.html>
- The following link will help the students start researching their designated Canadian partners: <http://www.canada2010.gc.ca/101/index-eng.cfm> AND/OR <http://www.canada2010.gc.ca/prtnrs/cb-bc/050201-eng.cfm>
- The students can research the following levels of government or Canadian partners:
 - Province of British Columbia
 - City of Vancouver
 - Resort Municipality of Whistler
 - Canadian Paralympics Committee
 - VANOC
 - Canadian Olympic Committee
 - Four Hosts First Nations Society
 - 2010 Legacies Now
 - International Olympic Committee
 - Le Federation des Francophones de la Colombie-Britannique
 - City of Richmond
 - International Paralympics Committee
- Students will research their organization's background and determine what their organization is doing in preparation for the 2010 Winter Games.
- Have the students present their findings by preparing a bulletin board/poster which includes for example, information and pictures.



Canada hosting the Olympics



Canada hosted its first Olympics in 1976 in Montreal.



Canada hosted the Olympics in 1988 in Calgary.



Calgary '88

Canada will be hosting its third Olympics in 2010 in Vancouver.



Grade 5-6 Social Studies

Vancouver 2010 Olympic Winter Games (National Flags)

Learning Expectations:

- Identify some countries with which Canada has links.
- Describe some of the connections Canada shares with the rest of the world.

Included:

- National Flag Activity.
- World Map template.


Activity:

- Express to the students the importance of the Olympic Rings and their colours. The five rings represent the five major regions of the world: Africa, the Americas, Asia, Europe, and Oceania. All of the competing countries' national flags include at least one of the five colours of the Olympic rings, which are blue, yellow, black, green, and red.
- Have the students research some of the nations competing in the Vancouver 2010 Olympic Winter Games.
- Draw and colour the flags of the competing countries and label their flags.
- Have students cut and paste the national flags on a world map.



Vancouver 2010 Olympic Winter Games

National Flags



Draw, colour and label the flags of the nations competing in the Vancouver 2010 Olympics. Cut out the flags and paste them on a map of the world.

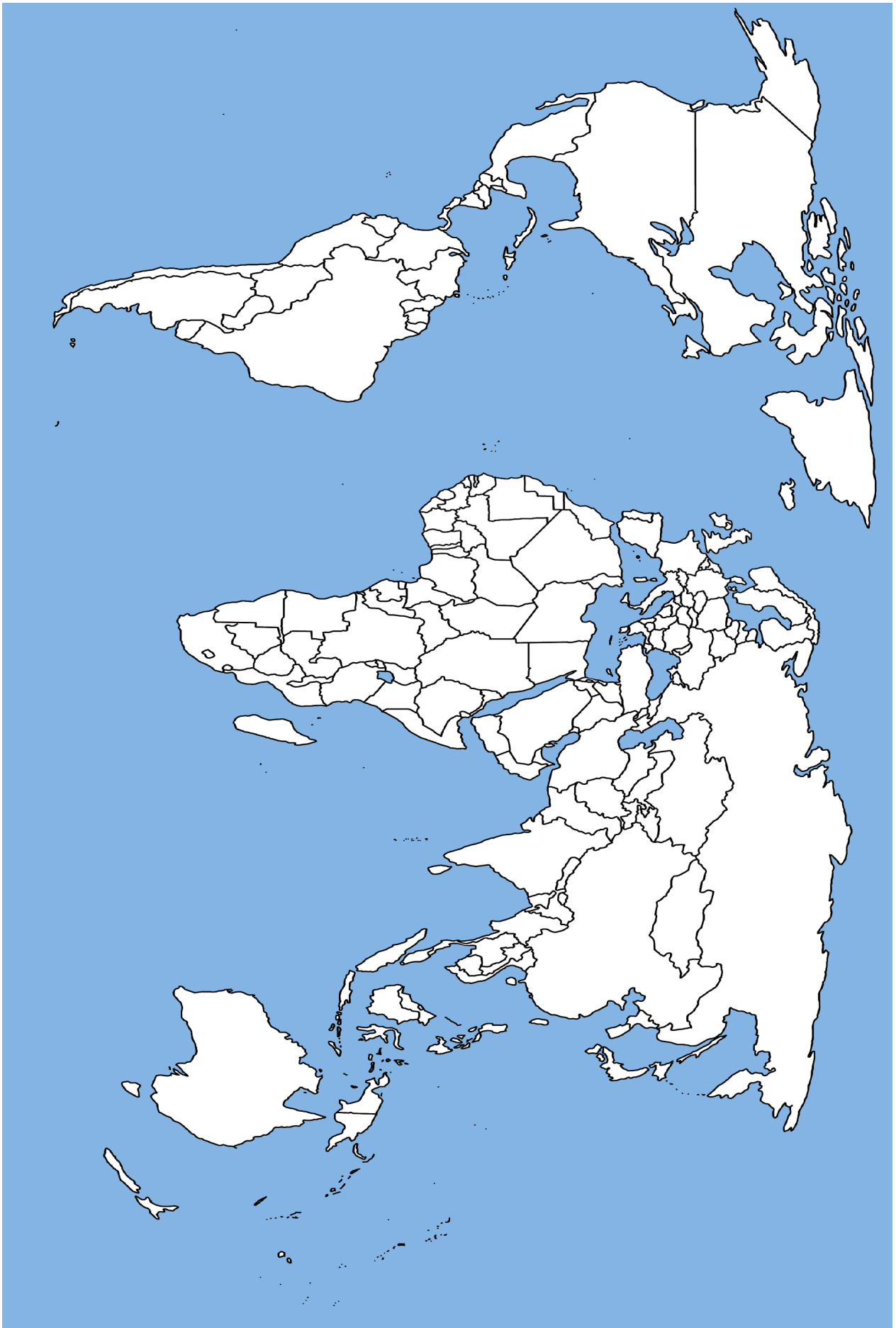
--	--	--

--	--	--

--	--	--

--	--	--

--	--	--



Grade 5-6 Math Lesson

Math Attack * Ice Hockey

Learning Expectations:

- Collect and organize categorical, discrete, or continuous primary data and secondary data and display the data in charts, tables, and graphs that have appropriate titles, labels, and scales.

Included:

- Math Attack * Ice Hockey Activity Sheet.
- Graph Scale 1-50.
- Answer Key.

Activity:


The following table has the Gold, Silver, and Bronze medal standings for Olympic Ice Hockey. Ice Hockey was originally played during the Summer Olympics in 1920, and then introduced to the first winter Olympics in 1924.

Have the students calculate the total number of points each country received in Ice Hockey.

Then have the students organize, label, and plot a graph(s) of the countries total number of points received from their medal standings.

- Background Information about the Unified Team- In the 1992 Winter Olympics, the Unified Team was formed by the former Soviet Union. The Unified Team only participated in the 1992 Winter Olympics and 1992 Summer Olympics.

This lesson can be either modified or adjusted depending on grade level.



Math Attack * Ice Hockey

Ice Hockey was originally played during the Olympic Summer Games in 1920 and has been part of the Olympic Winter Games since they began in 1924.

Years	Gold	Silver	Bronze
1920	Canada	USA	Czechoslovakia
1924	Canada	USA	Great Britain
1928	Canada	Sweden	Switzerland
1932	Canada	USA	W. Germany
1936	Great Britain	Canada	USA
1948	Canada	Czechoslovakia	Switzerland
1952	Canada	USA	Sweden
1956	USSR	USA	Canada
1960	USA	Canada	USSR
1964	USSR	Sweden	Czechoslovakia
1968	USSR	Czechoslovakia	Canada
1972	USSR	USA	Czechoslovakia
1976	USSR	Czechoslovakia	W Germany
1980	USA	USSR	Sweden
1984	USSR	Czechoslovakia	Sweden
1988	USSR	Finland	Sweden
1992	Unified Team	Canada	Czechoslovakia
1994	Sweden	Canada	Finland
1998	Czech Republic	Russia	Finland
2002	Canada	USA	Russia
2006	Sweden	Finland	Czech Republic

Assume that a gold medal is worth five points, a silver three points, and a bronze medal one point.

How many points would each of the following countries have?

Canada

USA

USSR

Czechoslovakia

Sweden

Germany

Finland

Russia

Czech Republic

Switzerland

Unified Team

Great Britain

Once you have found out how many points each country has in total, organize and plot the top eight countries with the most points on a graph.

Grade 5-6 Math Attack * Ice Hockey (Answer Key)

Years	Gold	Silver	Bronze
1920	Canada	USA	Czechoslovakia
1924	Canada	USA	Great Britain
1928	Canada	Sweden	Switzerland
1932	Canada	USA	Germany
1936	Great Britain	Canada	USA
1948	Canada	Czechoslovakia	Switzerland
1952	Canada	USA	Sweden
1956	USSR	USA	Canada
1960	USA	Canada	USSR
1964	USSR	Sweden	Czechoslovakia
1968	USSR	Czechoslovakia	Canada
1972	USSR	USA	Czechoslovakia
1976	USSR	Czechoslovakia	Germany
1980	USA	USSR	Sweden
1984	USSR	Czechoslovakia	Sweden
1988	USSR	Finland	Sweden
1992	Unified Team	Canada	Czechoslovakia
1994	Sweden	Canada	Finland
1998	Czech Republic	Russia	Finland
2002	Canada	USA	Russia
2006	Sweden	Finland	Czech Republic

Assume that a gold medal is worth five points, a silver three points, and a bronze medal one point.

How many points would each of the following countries have?

Canada- **49**
Czechoslovakia- **16**
Finland- **8**
Switzerland- **2**

USA- **32**
Sweden- **20**
Russia- **4**
Unified Team- **5**

USSR- **39**
Germany- **2**
Czech Republic- **6**
Great Britain- **6**

Top eight countries: Canada, USA, USSR, Czechoslovakia, Sweden, Finland, Czech Republic, Great Britain.

50								
48								
46								
44								
42								
40								
38								
36								
34								
32								
30								
28								
26								
24								
22								
20								
18								
16								
14								
12								
10								
8								
6								
4								
2								

Grade 5-6 Math Lesson

Who is Your Favourite Canadian NHL Team?

and/or

Who is Your Favourite NHL Team?

Learning Expectations:

- Collect data by conducting a survey or an experiment.
- Collect and organize discrete and continuous primary data and secondary data and display the data in charts, tables, and graphs that have appropriate titles, labels, and scales.

Included:

- Canadian NHL/NHL team data sheets and graphs.







Activity:







- Have the students conduct a survey to find out their classmates' favourite Canadian NHL and/or favourite NHL teams.
- Once the students have completed their surveys, have the students construct a graph(s) to display their findings.

Two graphs are provided but only go up to a scale of 20. Please contact the Sports Hall of Fame if you wish to have a larger-scale grid with the NHL logos if you would like the students to conduct a larger survey within the school.

Both graphs can be either modified or adjusted depending on grade level.











Conduct a survey in your class to find out your classmates' favourite Canadian NHL teams.

Canadian NHL Teams		Tally
Vancouver Canucks		
Toronto Maple Leafs		
Montreal Canadiens		
Edmonton Oilers		
Calgary Flames		
Ottawa Senators		

20						
19						
18						
17						
16						
15						
14						
13						
12						
11						
10						
9						
8						
7						
6						
5						
4						
3						
2						
1						
						

Conduct a survey in your class to find out your classmates' favourite NHL teams.

NHL Teams		Tally
Vancouver Canucks		
Toronto Maple Leafs		
Montreal Canadiens		
Calgary Flames		
Ottawa Senators		
Edmonton Oilers		
Philadelphia Flyers		
Detroit Red Wings		
Pittsburgh Penguins		
New York Rangers		
Other		

20											
19											
18											
17											
16											
15											
14											
13											
12											
12											
11											
10											
9											
8											
7											
6											
5											
4											
3											
2											
1											
											Other

Grade 5-6 Computer Lesson

Who Am I? Northwestern Ontario Sports Hall of Fame Inductees

Learning Expectations:

- Listen in order to understand and respond appropriately in a variety of situations for a variety of purposes.

Included:

- Prompts of Sports Hall of Fame Inductees (answers provided).

Lesson:

- This lesson can help students learn how to use various educational websites.

Activity:

- Have the students start on the Northwestern Ontario Sports Hall of Fame Website <http://www.nwosportshalloffame.com/>
- Then the students will click on the Inductees link.
- Each inductee will be described through their sporting group, name, gender, sport, year inducted, and short biographical information.
- The Inductees are divided into three groups: Athletes, Builders, and Teams. Call out an Athlete, Builder, or Team and have the students click on the appropriate group. Then continue calling out the description of the Athlete, Builder, or Team and have the students record who they think the prompts are describing.

Prompt #1

I was an Athlete.
I am a female and my last name starts with a B.
I was a swimmer.
I was inducted into the Sports Hall of Fame in 1994.
I was part of the Thunder Bay community.
I was part of the Thunderbolts Swim Club when it first formed in 1972.
Who am I? **Joann Baker-Anderson**

Prompt #2

I was an Athlete.
I am a male and my last name starts with the letter D.
I was a wrestler.
I was inducted into the Sports Hall of Fame in 1990.
I am part of the Thunder Bay community.
I was a member of two Olympic teams. I finished in 9th place at the 1976 Games in Montreal.
Who am I? **Steve Daniar**

Prompt #3

I am a builder.
I am a female and my last name starts with the letter D.
I was a hockey coach.
I was inducted into the Sports Hall of Fame in 1988.
I was apart of the Port Arthur community.
I created Thunder Bay's first Pee Wee hockey league in 1945.
Who Am I? **Hilda Donati**.

Prompt #4

I was a builder.
I am a male and my last name starts with the letter S.
I was a coach for many sports (all round).
I was inducted into the Sports Hall of Fame in 2005.
I am from the Thunder Bay community.
I was awarded the 2005 OFSSA Pete Beach Award.
Who I am? **Don Sutherland**.

Prompt #5

We were a male team.
We were named after a railway.
We played soccer/football.
We were inducted into the Sports Hall of Fame in 1989.
We won The People's Shield Champions of Canada.
Who are we? **1912 Canadian Pacific Railway Soccer/Football Club**.

Prompt #6

We were a male team
We are not twins.
We played hockey in.
We played together in the 1983-1984 season.
We were inducted into the Sports Hall of Fame in 1995.
We won the Allan Cup twice.
Who are we? **1983-1984 Thunder Bay Twins Senior Hockey**.

Grade 5-6 Physical Education Lesson

Olympic Torch Relay

Learning Expectations:

- Display readiness to participate in the instructional program.
- In class or in small groups discuss activities related to physical activity (e.g. goal setting through a theme-related activity such as a walk-run to the Olympics).

Included:

- A map and list of cities in the Olympic Torch Relay.

Materials:

- Plastic Pylons.
- Create signs with the cities participating in the Olympic Torch Relay (if desired).
- "Make an Olympic Torch" - See Art Lesson.

Lesson:

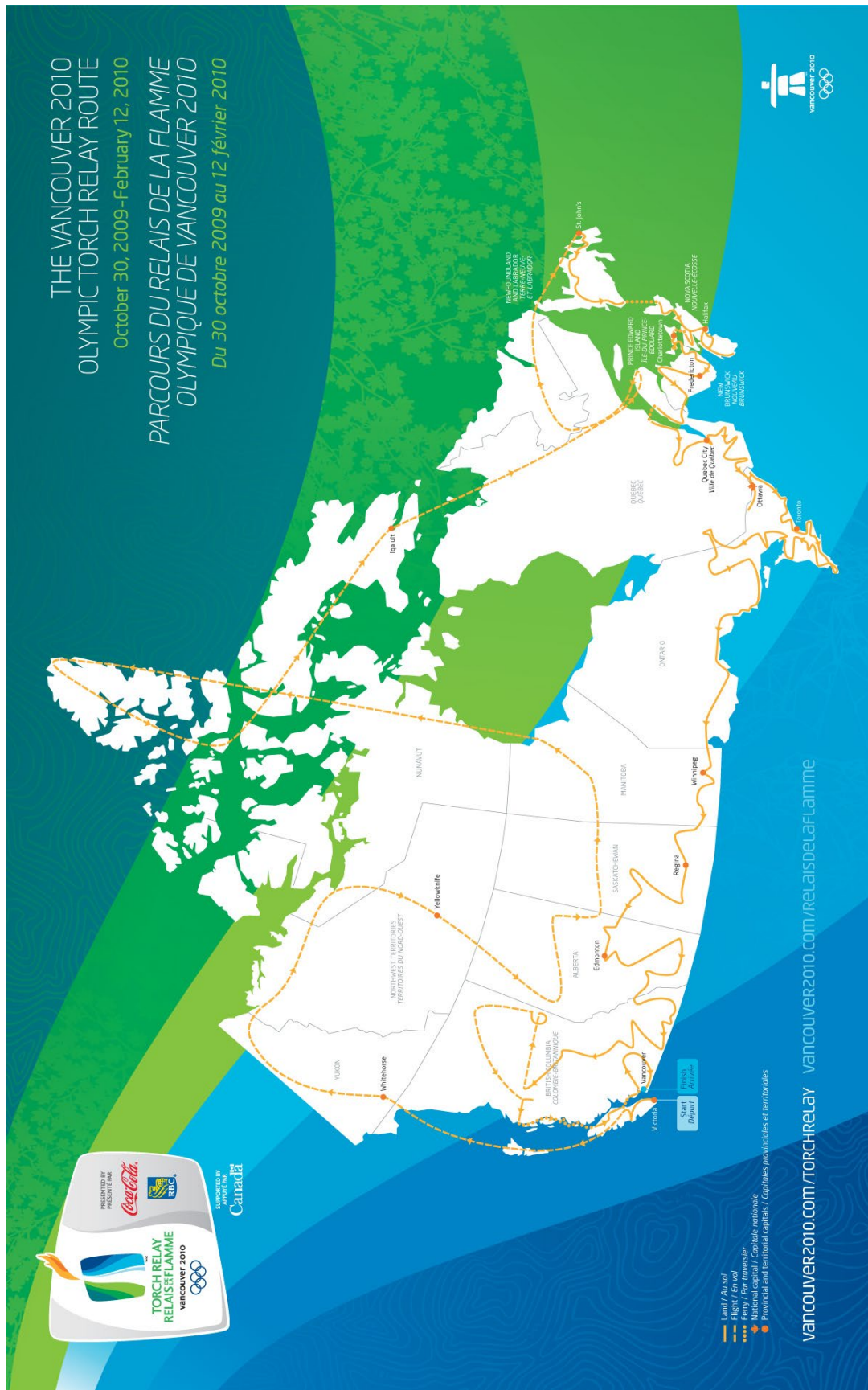
- Explain to the students that the Olympic Torch Relay will be starting on October 30, 2009 in Victoria, BC. The torch will be passed by torchbearers throughout Canada until it reaches Vancouver, BC on February 12, 2010.
- The Vancouver 2010 Olympic Torch will be arriving in northwestern Ontario on January 3, 2010.

Activity:

- Set up pylons around the gymnasium or school yard in order to make up a relay route for the students to walk or run.
- Take one plastic pylon, flip it upside down, and use it as the Olympic torch or make an Olympic torch (see art lesson).
- Have the students pretend to pass the Olympic torch to each of the cones which represent the different Canadian cities in the torch relay. Repeat the relay until each child has had a turn passing the torch.

THE VANCOUVER 2010
OLYMPIC TORCH RELAY ROUTE
October 30, 2009–February 12, 2010

PARCOURS DU RELAIS DE LA FLAMME
OLYMPIQUE DE VANCOUVER 2010
Du 30 octobre 2009 au 12 février 2010



Physical Education Grade 5-6 Lesson

Create your own Sport

Expectation:

- Participate on a regular basis in physical activities that maintain or improve physical fitness.

Activity:

- As a class or in small groups, have students develop a new sport using equipment already used in other sports (e.g. Balls, Bats, Frisbees).
- Students must make up the rules and regulations for the sport.
- Have students introduce their sport to their classmates.

Grade 5-6 Art Lesson

“Make your own Olympic Torch”

Learning Expectation:

- Create two-dimensional and three-dimensional works of art that express feelings and ideas inspired by personal experiences.

Included:

- Poster of the Vancouver 2010 Olympic Torch.

Activity:

- With a piece of 11 inch x 14 inch construction paper (any colour), wrap the paper until you make it into a cone shape.
- Write CANADA along the torch vertically (if desired).



- With red, yellow, and orange tissue paper, glue or tape the tissue paper into the inside of the construction paper (torch) to make it look like a flame. Cut the tissue paper to give it more of a flame effect.
- Decorate the torch (if desired).



Vancouver 2010 Olympic Torch

